



Exploration

Discovery

Wealth

PRESENTATION APRIL 2023

Targeting the Next World-Class
Gold Discovery

TSX.V: PGX

OTCQB: PGXFF

FRA: 2QpA



Cautionary Statement

This presentation does not constitute an offering of securities and the information contained herein is subject to the information contained in the Company's continuous disclosure documents at www.sedar.com

This presentation includes certain statements that constitute "forward-looking statements", and "forward-looking information" within the meaning of applicable securities laws ("forward-looking statements" and "forward-looking information" are collectively referred to as "forward-looking statements", unless otherwise stated). These statements appear in a number of places in this presentation and include statements regarding our intent, or the beliefs or current expectations of our officers and directors. Such forward-looking statements involve known and unknown risks and uncertainties that may cause our actual results, performance or achievements to be materially different from any future results, performance or achievements expressed or implied by such forward-looking statements. When used in this presentation words such as "believe", "anticipate", "estimate", "project", "intend", "expect", "may", "will", "plan", "should", "would", "contemplate", "possible", "attempts", "seeks", "continue" and similar expressions are intended to identify these forward-looking statements. Forward-looking statements may relate to the Company's future outlook, guidance and anticipated events or results and may include statements regarding the Company's future financial position, future exploration and development of mineral properties, life of mine, future production, mine plan, business strategy, budgets, litigation, projected costs (including without limitation, cash costs per ounce and all-in sustaining costs), financial results, taxes, plans and objectives, the timing of targeted components of the Company's strategic plan outlined in this presentation, the extension of the forbearance agreement, the timing of the update to resource and reserves estimates and statements with respect to successful completion of the transactions described herein and regulatory and shareholder approvals of such transactions. We have based these forward-looking statements largely on our current expectations and projections about future events and financial trends affecting the financial condition of our business. These forward-looking statements were derived utilizing numerous assumptions regarding expected growth, results of operations, performance and business prospects and opportunities that could cause our actual results to differ materially from those in the forward-looking statements. While the Company considers these assumptions to be reasonable, based on information currently available, they may prove to be incorrect. Accordingly, you are cautioned not to put undue reliance on these forward-looking statements. Forward-looking statements should not be read as a guarantee of future performance or results. To the extent any forward-looking statements constitute future-oriented financial information or financial outlooks, as those terms are defined under applicable Canadian securities laws, such statements are being provided to describe the current anticipated potential of the Company and readers are cautioned that these statements may not be appropriate for any other purpose, including investment decisions. Forward-looking statements are based on information available at the time those statements are made and/or management's good faith belief as of that time with respect to future events, and are subject to known and unknown risks and uncertainties, including inherent risks and uncertainties in a suspension and restart of operations, the effect of the Company's non-compliance with its debt covenants and other financing arrangements, uncertainties with respect to servicing the financings and those risks and uncertainties outlined in our most recent AIF and other documents filed on www.sedar.com, that could cause actual performance or results to differ materially from those expressed in or suggested by the forward-looking statements. To the extent any forward-looking statements constitute future-oriented financial information or financial outlooks, as those terms are defined under applicable Canadian securities laws, such statements are being provided to describe the current anticipated potential of the Company and readers are cautioned that these statements may not be appropriate for any other purpose, including investment decisions. Forward-looking statements speak only as of the date those statements are made. Except as required by applicable law, we assume no obligation to update or to publicly announce the results of any change to any forward-looking statement contained or incorporated by reference herein to reflect actual results, future events or developments, changes in assumptions or changes in other factors affecting the forward-looking statements, except as required by law. If we update any one or more forward-looking statements, no inference should be drawn that we will make additional updates with respect to those or other forward-looking statements. You should not place undue importance on forward-looking statements and should not rely upon these statements as of any other date. All forward-looking statements contained in this presentation are expressly qualified in their entirety by this cautionary statement.

Rory Ritchie, P.Geol., the Company's VP Exploration is the Qualified Person as defined under National Instrument 43-101 responsible for the scientific and technical work on the development programs and has reviewed and approved the corresponding scientific and technical disclosure throughout this presentation.

For additional information on Prosper Gold Corp. visit www.sedar.com.



Overview

Prosper Gold is a Vancouver-based company focusing on high-grade gold exploration in North America.



Team

Gold exploration experience
combined with past success
~ C\$500 M New Gold takeout in 2011



Location

District-scale gold projects in stable
jurisdictions.



Projects

- 100% owned, 165 km² in Birch-Uchi Greenstone Belt
- Option for 100% in Mohave Country, Northwestern Arizona



Catalysts

Drilling at Skinner North – Golden Sidewalk and Mohave Gold Project in 2023



Share structure

32.2 M shares I/O
- 12.3% management ownership



Timing

Gold is near all-time high price levels

Mohave Gold Project

A large, robust low-sulphidation epithermal Au-Ag system

- Northwest Arizona, Mohave County
- 1,176 hectares, 160 mining claims
- Gold ± silver mineralization and epithermal related alteration over 4 x 1.5 km area
- Permitted
 - 600 drill sites
 - 27 km of road construction
- Limited recent exploration
 - All drilling 1975 - 1995
- Prosper holds option to earn 100% interest

Mohave Mine Option		
Dates	Cash (USD)	Expenditures (USD)
2023-04-21	\$ 50,000.00	
2023-06-30	\$ 100,000.00	
2024-04-21	\$ 150,000.00	\$ 250,000.00
2025-04-21	\$ 150,000.00	\$ 250,000.00
2026-04-21	\$ 150,000.00	\$ 400,000.00
2027-04-21	\$ 1,100,000.00	\$ 400,000.00
2028-04-21	\$ 1,650,000.00	\$ 400,000.00
Total	\$ 3,350,000.00	\$ 1,700,000.00



Mohave Gold Project

3 mineralized “trends”

Golden Door Trend

Historical workings / prospects:

- Golden Door, Golden Ram, Jim & Jerry, Scout, Epidote Ridge and Red Gap
- ≥ 5 abandoned mine workings
- 217 historical drill holes, avg. depth = 33.9 m

Klondyke Trend

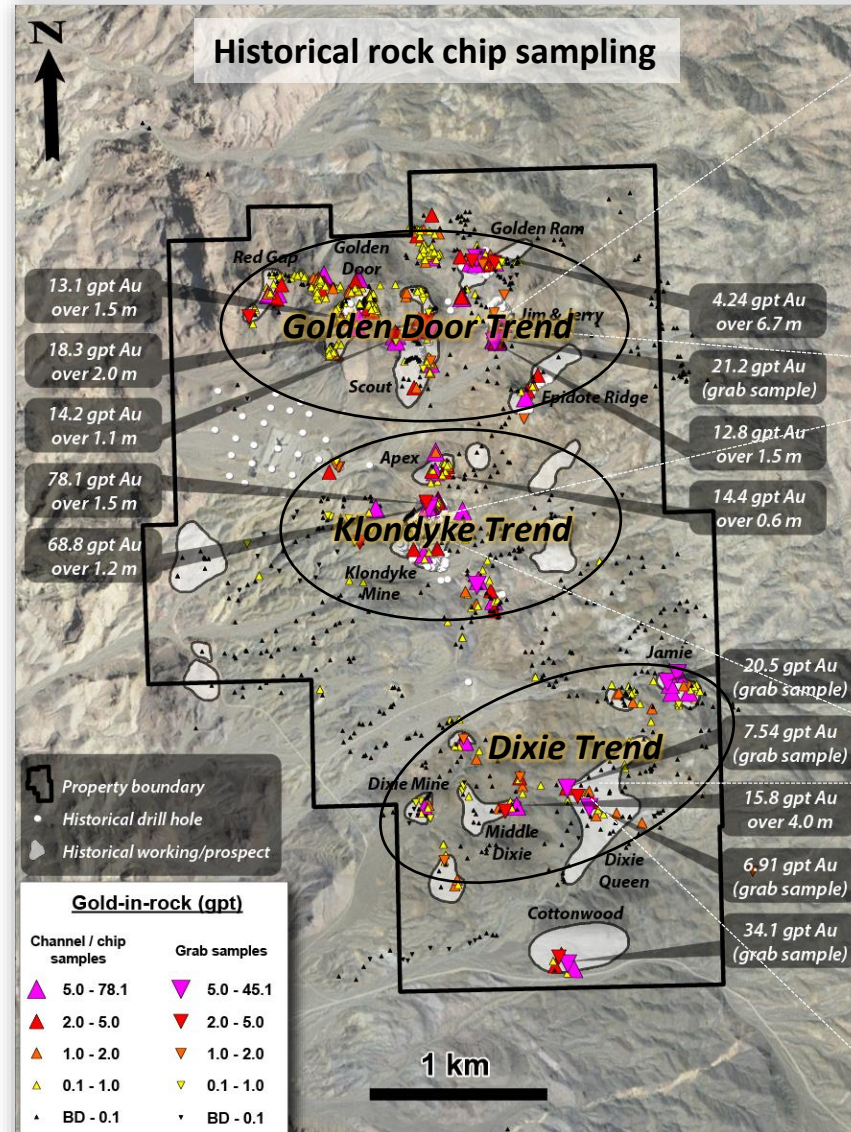
Historical workings / prospects:

- Klondyke Mine, Apex
- ≥ 9 abandoned mine workings
- 373 historical drill holes, avg. depth = 43.4 m

Dixie Trend

Historical workings / prospects:

- Dixie Queen, Middle Dixie, Dixie Mine, Jamie and Cottonwood
- ≥ 17 abandoned mine workings
- Historical drill holes = 0

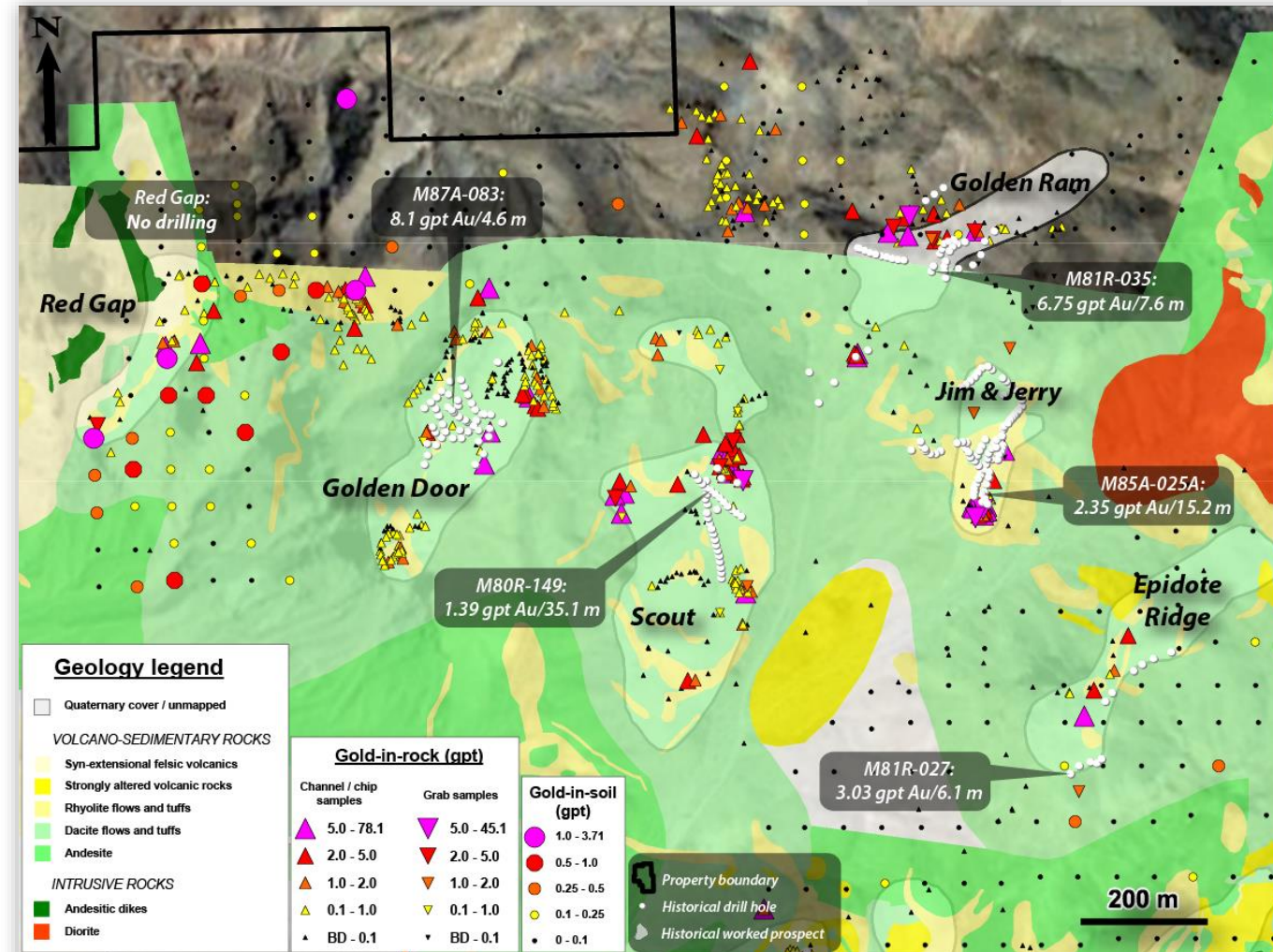


Golden Door Trend

Golden Door Trend

Historical workings / prospects:

- Golden Door, Golden Ram, Jim & Jerry, Scout, Epidote Ridge and Red Gap
- ≥ 5 abandoned mine workings
- 217 historical drill holes, avg. depth = 33.9 m
- Sub-horizontal quartz-calcite \pm chalcedony-adularia vein system
- 1.5 km x 1 km area



Golden Door Trend – Gold Mineralization



*Epidote Ridge prospect: Calcite-quartz sheeted veinlets
– 1.5 m @ 4.85 gpt Au*



*Golden Ram prospect: Chalcedony-calcite vein breccia
– 1.4 m @ 4.09 gpt Au*



*Jim & Jerry prospect: Near mine entrance,
quartz-chalcedony vein breccia – 2.0 m @ 10.55 gpt Au*



*Red Gap prospect: Silicified rhyolite with quartz stockwork
And iron-oxide – 1.6 m @ 8.91 gpt Au*



*Golden Door prospect: Multi-stage vein breccia with
abundant chalcedony – 18.3 gpt Au*



*Scout prospect: Quartz-calcite vein breccia with variable
banding and lattice texture – 2.1 m @ 11.49 gpt Au*

Klondyke Trend

Klondyke Trend

Historical workings / prospects:

- Klondyke Mine, Apex
- ≥ 9 abandoned mine workings
- 373 historical drill holes, avg. depth = 43.4 m
- Sub-horizontal to locally moderate dipping quartz-calcite ± adularia-chalcedony veins
- 1 km x 1 km area

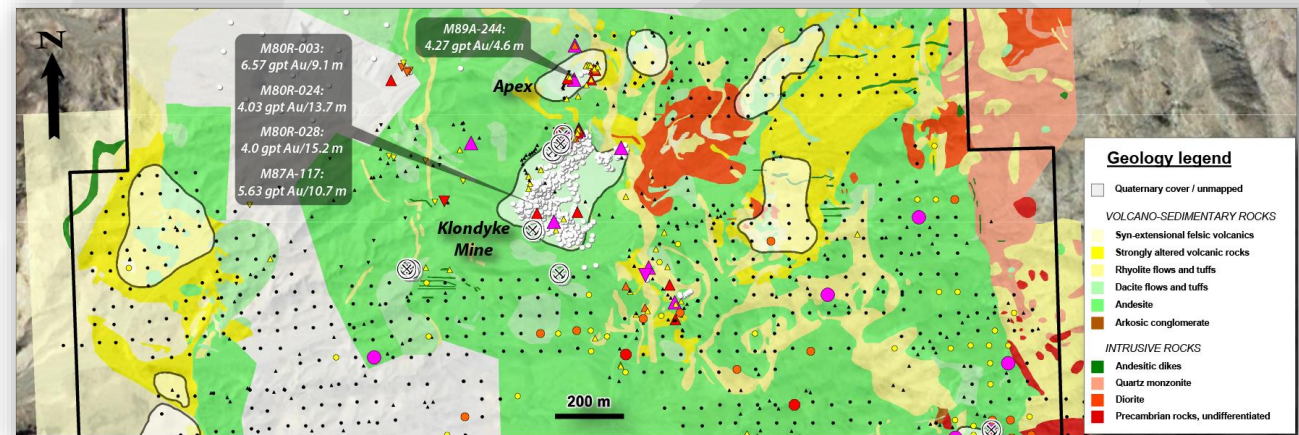
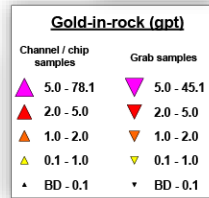
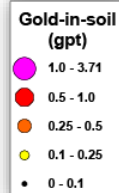
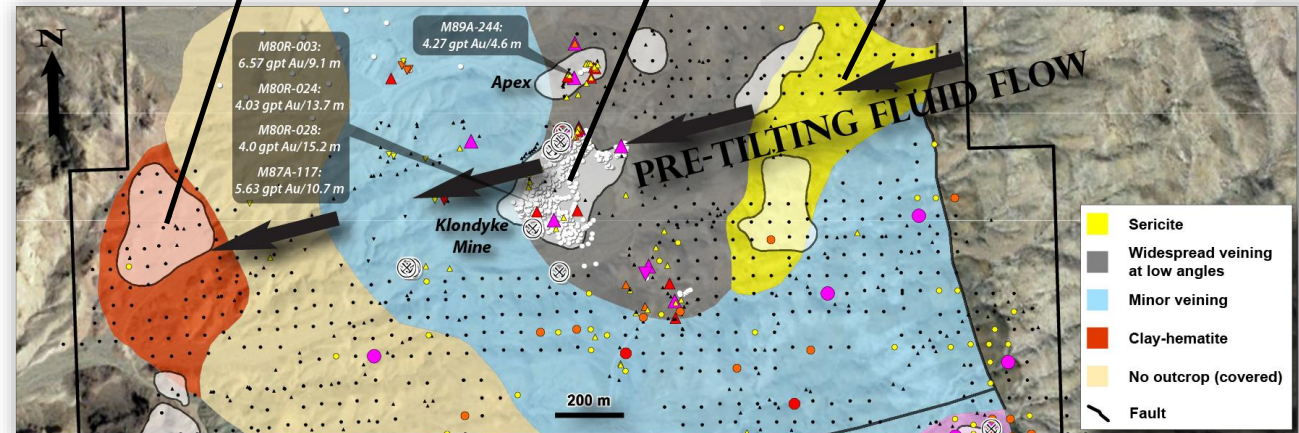
Clay-hematite



Quartz-calcite ± adularia



Quartz-sericite



Klondyke Trend – Gold Mineralization

Klondyke Mine prospect:

*Sub-horizontal vein breccia composed of brecciated chalcedony vein cemented by banded quartz-calcite veins
– 3.0 m @ 5.12 gpt Au*



North Klondyke Mine prospect:

*North-trending swarm of white-grey chalcedony & white-brown calcite veins
– 1.0 m @ 8.08 gpt Au*



Klondyke Mine prospect:

*Historical mine benches showing shallowly dipping Klondyke fault with brecciated quartz-chalcedony-calcite veins 15 metres into hanging wall.
– up to 3.0 m @ 41.77 gpt Au*



Apex prospect:

*Chalcedony breccia in footwall of fault
– 14.35 gpt Au*

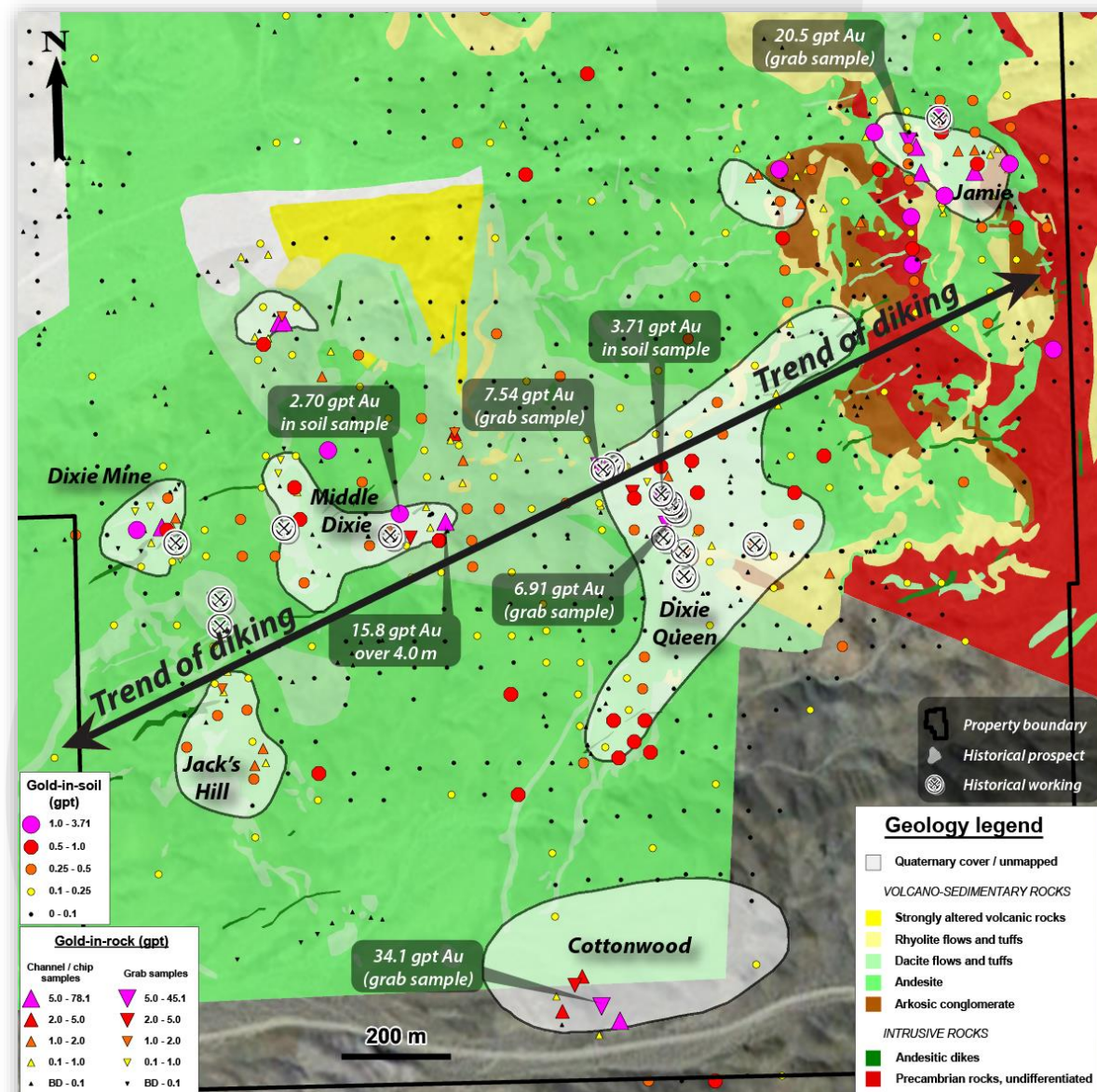


Dixie Trend

Dixie Trend

Historical workings / prospects:

- Dixie Queen, Middle Dixie, Dixie Mine, Jamie and Cottonwood
- ≥ 17 abandoned mine workings
- Historical drill holes = 0
- Sub-vertical quartz-calcite \pm adularia-chalcedony vein system
- 1.8 km x 1 km area



Dixie Trend – Gold Mineralization



*Jamie prospect: Sampling of quartz-calcite vein breccia
– Up to 20.3 gpt Au*



*Middle Dixie prospect: Bladed quartz-calcite vein with
quartz-rich bands– 1.0 m @ 3.27 gpt Au*



*Dixie Mine prospect: Stope developed on sheeted
calcite-quartz veinlets – 0.5 m @ 9.22 gpt Au*



*Cottonwood prospect: Massive calcite-quartz vein
– 34.1 gpt Au*



*Dixie Queen prospect: Quartz-calcite veining near
Mine entrance – 7.54 gpt Au*



*Jack's Hill prospect: Calcite-quartz sheeted veinlets
– 1.5 m @ 4.85 gpt Au*

Prosper Gold – Investment Highlights

Team – Focused on discovery

- ✓ Skin in the game

Favourable share structure

- ✓ Tightly held (~32 M shares)
- ✓ ~ 6 M Market Cap
- ✓ Insiders and institutional 27%

Projects

- Golden Sidewalk

- ✓ Multiple kilometre-scale targets
- ✓ Orogenic shear-hosted gold

- Mohave Gold

- ✓ Multiple kilometre-scale targets
- ✓ Low-sulphidation epithermal gold

Near-term objectives:

- Drilling at Golden Sidewalk (Skinner Target)
- Drilling at Mohave Gold (multiple target areas)



Drill core from 2021 Golden Corridor drilling – Pyrite with fine visible gold in quartz carbonate vein – Golden Sidewalk Project



Dixie Queen historical mine workings – Mohave Gold Project